

## Phantom Shopper Program - Spring 2008

Description: Evaluation of Department Offices within Division of Student Affairs.

Date Created: 1/24/2008 6:17:43 PM








Date Range: 1/28/2008 12:00:00 AM - 6/30/2008 11:59:00 PM

Total Respondents: 68

Q186. Did you access the Asian and Pacific Islander Student Center website?

Count	Percent		
3	100.00%		Yes
0	0.00%		No
0	0.00%		Not applicable
3 Respondents			

Q187. Approximately what date did you access the Asian and Pacific Islander Student Center website?

Count	Percent																		
3	100.00%																		
<table border="1"> <thead> <tr> <th>Count</th> <th>Percent</th> <th></th> <th></th> </tr> </thead> <tbody> <tr> <td>1</td> <td>33.33%</td> <td></td> <td>04/15/2008</td> </tr> <tr> <td>1</td> <td>33.33%</td> <td></td> <td>4/14/2008</td> </tr> <tr> <td>1</td> <td>33.33%</td> <td></td> <td>4/7/2008</td> </tr> </tbody> </table>				Count	Percent			1	33.33%		04/15/2008	1	33.33%		4/14/2008	1	33.33%		4/7/2008
Count	Percent																		
1	33.33%		04/15/2008																
1	33.33%		4/14/2008																
1	33.33%		4/7/2008																
3 Respondents																			

Q188. Approximately what time did you access the Asian and Pacific Islander Student Center website?

Count	Percent																																														
0	0.00%		Before 8:00am																																												
<table border="1"> <thead> <tr> <th>Count</th> <th>Percent</th> <th></th> <th></th> </tr> </thead> <tbody> <tr> <td>1</td> <td>33.33%</td> <td></td> <td>8:00-9:00am</td> </tr> <tr> <td>0</td> <td>0.00%</td> <td></td> <td>9:01-10:00am</td> </tr> <tr> <td>0</td> <td>0.00%</td> <td></td> <td>10:01-11:00am</td> </tr> <tr> <td>0</td> <td>0.00%</td> <td></td> <td>11:01-12:00pm</td> </tr> <tr> <td>0</td> <td>0.00%</td> <td></td> <td>12:01-1:00pm</td> </tr> <tr> <td>0</td> <td>0.00%</td> <td></td> <td>1:01-2:00pm</td> </tr> <tr> <td>0</td> <td>0.00%</td> <td></td> <td>2:01-3:00pm</td> </tr> <tr> <td>0</td> <td>0.00%</td> <td></td> <td>3:01-4:00 pm</td> </tr> <tr> <td>0</td> <td>0.00%</td> <td></td> <td>4:01-5:00pm</td> </tr> <tr> <td>2</td> <td>66.67%</td> <td></td> <td>After 5:00pm</td> </tr> </tbody> </table>				Count	Percent			1	33.33%		8:00-9:00am	0	0.00%		9:01-10:00am	0	0.00%		10:01-11:00am	0	0.00%		11:01-12:00pm	0	0.00%		12:01-1:00pm	0	0.00%		1:01-2:00pm	0	0.00%		2:01-3:00pm	0	0.00%		3:01-4:00 pm	0	0.00%		4:01-5:00pm	2	66.67%		After 5:00pm
Count	Percent																																														
1	33.33%		8:00-9:00am																																												
0	0.00%		9:01-10:00am																																												
0	0.00%		10:01-11:00am																																												
0	0.00%		11:01-12:00pm																																												
0	0.00%		12:01-1:00pm																																												
0	0.00%		1:01-2:00pm																																												
0	0.00%		2:01-3:00pm																																												
0	0.00%		3:01-4:00 pm																																												
0	0.00%		4:01-5:00pm																																												
2	66.67%		After 5:00pm																																												
3 Respondents																																															

**Q189. Please rate your level of satisfaction with each of the following aspects of the Asian and Pacific Islander Student Center website: - Ease of understanding information provided**

Count	Percent		
3	100.00%		Very satisfied
0	0.00%		Somewhat satisfied
0	0.00%		Neutral
0	0.00%		Somewhat dissatisfied
0	0.00%		Very dissatisfied
0	0.00%		Not applicable
3 Respondents			







**Q190. Please rate your level of satisfaction with each of the following aspects of the Asian and Pacific Islander Student Center website: - Variety of information provided**

Count	Percent		
3	100.00%		Very satisfied
0	0.00%		Somewhat satisfied
0	0.00%		Neutral
0	0.00%		Somewhat dissatisfied
0	0.00%		Very dissatisfied
0	0.00%		Not applicable
3 Respondents			





**Q191. Please rate your level of satisfaction with each of the following aspects of the Asian and Pacific Islander Student Center website: - Overall web page design**

Count	Percent		
3	100.00%		Very satisfied
0	0.00%		Somewhat satisfied
0	0.00%		Neutral
0	0.00%		Somewhat dissatisfied
0	0.00%		Very dissatisfied
0	0.00%		Not applicable
3 Respondents			


Q192. Please rate your level of satisfaction with each of the following aspects of the Asian and Pacific Islander Student Center website: - Overall informativeness of web page

Count	Percent		
3	100.00%		Very satisfied
0	0.00%		Somewhat satisfied
0	0.00%		Neutral
0	0.00%		Somewhat dissatisfied
0	0.00%		Very dissatisfied
0	0.00%		Not applicable
3 Respondents			

Q193. What other information would have been useful?

Count	Percent										
1	100.00%										
<table border="1"> <thead> <tr> <th>Count</th> <th>Percent</th> <th></th> <th></th> </tr> </thead> <tbody> <tr> <td>1</td> <td>100.00%</td> <td></td> <td>I loved the visual tour, but direct links to other centers would be nice.</td> </tr> </tbody> </table>				Count	Percent			1	100.00%		I loved the visual tour, but direct links to other centers would be nice.
Count	Percent										
1	100.00%		I loved the visual tour, but direct links to other centers would be nice.								
1 Respondents											

Q194. Did you contact the Asian and Pacific Islander Student Center by telephone?

Count	Percent		
2	66.67%		Yes
1	33.33%		No
3 Respondents			

Q195. Approximately what date did you contact the Asian and Pacific Islander Student Center by phone?

Count	Percent														
2	100.00%														
<table border="1"> <thead> <tr> <th>Count</th> <th>Percent</th> <th></th> <th></th> </tr> </thead> <tbody> <tr> <td>1</td> <td>50.00%</td> <td></td> <td>4/23/2008</td> </tr> <tr> <td>1</td> <td>50.00%</td> <td></td> <td>4/7/2008</td> </tr> </tbody> </table>				Count	Percent			1	50.00%		4/23/2008	1	50.00%		4/7/2008
Count	Percent														
1	50.00%		4/23/2008												
1	50.00%		4/7/2008												
2 Respondents															

Q196. Approximately what time did you contact the Asian and Pacific Islander Student Center by phone?

Count	Percent		
0	0.00%	<input type="checkbox"/>	Before 8:00am
0	0.00%	<input type="checkbox"/>	8:00-9:00am
1	50.00%	<input checked="" type="checkbox"/>	9:01-10:00am
0	0.00%	<input type="checkbox"/>	10:01-11:00am
0	0.00%	<input type="checkbox"/>	11:01-12:00pm
0	0.00%	<input type="checkbox"/>	12:01-1:00pm
1	50.00%	<input checked="" type="checkbox"/>	1:01-2:00pm
0	0.00%	<input type="checkbox"/>	2:01-3:00pm
0	0.00%	<input type="checkbox"/>	3:01-4:00 pm
0	0.00%	<input type="checkbox"/>	4:01-5:00pm
0	0.00%	<input type="checkbox"/>	After 5:00pm
2 Respondents			







Q197. Please rate your level of satisfaction with the following aspects regarding your phone conversation with the Asian and Pacific Islander Student Center: - Ease of obtaining the information you required

Count	Percent		
2	100.00%	<input checked="" type="checkbox"/>	Very satisfied
0	0.00%	<input type="checkbox"/>	Somewhat satisfied
0	0.00%	<input type="checkbox"/>	Neutral
0	0.00%	<input type="checkbox"/>	Somewhat dissatisfied
0	0.00%	<input type="checkbox"/>	Very dissatisfied
0	0.00%	<input type="checkbox"/>	Not applicable
2 Respondents			







Q198. Please rate your level of satisfaction with the following aspects regarding your phone conversation with the Asian and Pacific Islander Student Center: - Clarity of the information provided

Count	Percent		
2	100.00%	<input checked="" type="checkbox"/>	Very satisfied
0	0.00%	<input type="checkbox"/>	Somewhat satisfied
0	0.00%	<input type="checkbox"/>	Neutral
0	0.00%	<input type="checkbox"/>	Somewhat dissatisfied
0	0.00%	<input type="checkbox"/>	Very dissatisfied
0	0.00%	<input type="checkbox"/>	Not applicable
2 Respondents			





Q199. Please rate your level of satisfaction with the following aspects regarding your phone conversation with the Asian and Pacific Islander Student Center: - Professionalism of the individual who responded to your call

Count	Percent		
2	100.00%		Very satisfied
0	0.00%		Somewhat satisfied
0	0.00%		Neutral
0	0.00%		Somewhat dissatisfied
0	0.00%		Very dissatisfied
0	0.00%		Not applicable
2 Respondents			

Q200. Please rate your level of satisfaction with the following aspects regarding your phone conversation with the Asian and Pacific Islander Student Center: - Length of time on hold

Count	Percent		
2	100.00%		Very satisfied
0	0.00%		Somewhat satisfied
0	0.00%		Neutral
0	0.00%		Somewhat dissatisfied
0	0.00%		Very dissatisfied
0	0.00%		Not applicable
2 Respondents			

Q201. Approximately what date did you visit the Asian and Pacific Islander Student Center?

Count	Percent																		
3	100.00%																		
<table border="1"> <thead> <tr> <th>Count</th> <th>Percent</th> <th></th> <th></th> </tr> </thead> <tbody> <tr> <td>1</td> <td>33.33%</td> <td></td> <td>04/08/2008</td> </tr> <tr> <td>1</td> <td>33.33%</td> <td></td> <td>4/15/2008</td> </tr> <tr> <td>1</td> <td>33.33%</td> <td></td> <td>4/17/2008</td> </tr> </tbody> </table>				Count	Percent			1	33.33%		04/08/2008	1	33.33%		4/15/2008	1	33.33%		4/17/2008
Count	Percent																		
1	33.33%		04/08/2008																
1	33.33%		4/15/2008																
1	33.33%		4/17/2008																
3 Respondents																			

Q202. Approximately what time did you visit the Asian and Pacific Islander Student Center?

Count	Percent		
0	0.00%	<input type="checkbox"/>	Before 8:00am
0	0.00%	<input type="checkbox"/>	8:00-9:00am
0	0.00%	<input type="checkbox"/>	9:01-10:00am
1	33.33%	<input checked="" type="checkbox"/>	10:01-11:00am
0	0.00%	<input type="checkbox"/>	11:01-12:00pm
1	33.33%	<input checked="" type="checkbox"/>	12:01-1:00pm
0	0.00%	<input type="checkbox"/>	1:01-2:00pm
0	0.00%	<input type="checkbox"/>	2:01-3:00pm
1	33.33%	<input checked="" type="checkbox"/>	3:01-4:00 pm
0	0.00%	<input type="checkbox"/>	4:01-5:00pm
0	0.00%	<input type="checkbox"/>	After 5:00pm
3 Respondents			

Q203. Please indicate if this was your first or second visit to the Asian and Pacific Islander Student Center:

Count	Percent		
0	0.00%	<input type="checkbox"/>	First visit
0	0.00%	<input type="checkbox"/>	Second visit
0 Respondents			

Q204. Please rate the Asian and Pacific Islander Student Center in the following areas: - The physical environment of the department

Count	Percent		
3	100.00%	<input checked="" type="checkbox"/>	Excellent
0	0.00%	<input type="checkbox"/>	Good
0	0.00%	<input type="checkbox"/>	Average
0	0.00%	<input type="checkbox"/>	Below average
0	0.00%	<input type="checkbox"/>	Poor
0	0.00%	<input type="checkbox"/>	Not applicable
3 Respondents			

Q205. Please rate the Asian and Pacific Islander Student Center in the following areas: - The quality of the interpersonal contact

Count	Percent		
3	100.00%		Excellent
0	0.00%		Good
0	0.00%		Average
0	0.00%		Below average
0	0.00%		Poor
0	0.00%		Not applicable
3 Respondents			

Q206. Please rate the Asian and Pacific Islander Student Center in the following areas: - The pertinent knowledge of the staff

Count	Percent		
3	100.00%		Excellent
0	0.00%		Good
0	0.00%		Average
0	0.00%		Below average
0	0.00%		Poor
0	0.00%		Not applicable
3 Respondents			





Q207. Please rate the Asian and Pacific Islander Student Center in the following areas: - The timeliness in addressing my questions and concerns

Count	Percent		
3	100.00%		Excellent
0	0.00%		Good
0	0.00%		Average
0	0.00%		Below average
0	0.00%		Poor
0	0.00%		Not applicable
3 Respondents			





**Q208. Please rate the Asian and Pacific Islander Student Center in the following areas: - The usefulness of the referrals and resources**

Count	Percent		
2	66.67%		Excellent
1	33.33%		Good
0	0.00%		Average
0	0.00%		Below average
0	0.00%		Poor
0	0.00%		Not applicable
3 Respondents			

**Q209. Please rate the Asian and Pacific Islander Student Center in the following areas: - Overall experience with the Asian and Pacific Islander Student Center**

Count	Percent		
3	100.00%		Excellent
0	0.00%		Good
0	0.00%		Average
0	0.00%		Below average
0	0.00%		Poor
0	0.00%		Not applicable
3 Respondents			

**Q210. Please share any comments regarding the Asian and Pacific Islander Student Center:**

Count	Percent										
1	100.00%										
<table border="1"> <thead> <tr> <th>Count</th> <th>Percent</th> <th></th> <th></th> </tr> </thead> <tbody> <tr> <td>1</td> <td>100.00%</td> <td></td> <td>I had to wait about a minute or two because he was moving a table into the center. As soon as he was done, he answered my questions quickly and thoroughly.</td> </tr> </tbody> </table>				Count	Percent			1	100.00%		I had to wait about a minute or two because he was moving a table into the center. As soon as he was done, he answered my questions quickly and thoroughly.
Count	Percent										
1	100.00%		I had to wait about a minute or two because he was moving a table into the center. As soon as he was done, he answered my questions quickly and thoroughly.								
1 Respondents											

**Q211. Was the We-Care survey visible and accessible?**

Count	Percent		
3	100.00%		Yes
0	0.00%		No
3 Respondents			